

1800W Modified Sine Wave DC - AC Power Inverter

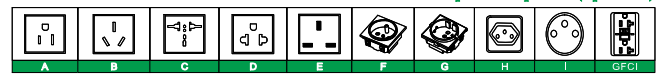
Inverter Expert **CAR Series - CAR1.8K**



FEATURES: ■

- I/P voltage:** 12V DC or 24V DC or 48V DC ◀
- Output voltage:** 100/110/120V AC or 220/230/240V AC ◀
- Output frequency:** 50/60Hz ±3 ◀
- I/P protections:** Bat.Low alarm; Bat.Low shutdown; Over voltage; Polarity reverse ◀
- O/P protections:** Over load; Short circuit; Earth fault; Over temperature; Soft start ◀
- Output waveform:** Modified Sine Wave ◀
- Design:** High frequency design ◀
- Topology:** Microprocessor ◀
- No load current draw:** Low power consumption (standby) ◀
- In front panel:** With power ON/OFF switch and LED indicator ◀
- ON/OFF remote control:** optional ◀
- Cooling fan:** Load controlled or temperature controlled cooling fan (optional) ◀

USB E8 RoHS CE-LVD/EMC 2 YEAR LIMITED WARRANTY



■ SPECIFICATION:

Model	CAR1.8K-121	CAR1.8K-122	CAR1.8K-241	CAR1.8K-242	CAR1.8K-481	CAR1.8K-482	
Output	AC Voltage	110V	230V	110V	230V	110V	230V
	AC Voltage Range	100~120V AC	220~240V AC	100~120V AC	220~240V AC	100~120V AC	220~240V AC
	AC Regulation	± 10%					
	Rated Power	1800W					
	Peak Power	3600W(few seconds)					
	Waveform	Modified Sine Wave					
	Frequency	50/60Hz ± 3					
	USB Port	5V 2.1A					
	LED Indicator	Green for power on, Red for power failure / protection status					
Cooling fan	Control by load						
Input	DC Current	180A		90A		45A	
	No Load Current Draw	0.9A		0.9A		0.9A	
	DC Voltage	12V		24V		48V	
	Voltage Range	9.5~16V DC		19~32V DC		38~64V DC	
	DC Connector	BVR10 battery clip * 1ea		BVR10 battery clip * 1ea		BVR6 battery clip * 1ea	
Protection	Efficiency	≥90%					
	Low Voltage Alarm	11 ± 0.5V DC		22 ± 1V DC		44 ± 1V DC	
	Low Voltage Shutdown	9.5 ± 0.5V DC		19 ± 1V DC		38 ± 1V DC	
	Reset Voltage after L. V. S	11.5V~12V DC		23~24V DC		46~48V DC	
	Overload	Shut off o/p, re-power to recover					
	Over Voltage	15 ± 0.5V DC		30 ± 1V DC		60 ± 2V DC	
	Over Temperature	45 ± 5°C / 113 ± 9 °F					
	Output Short-circuit	Shut off o/p, when output is short circuit					
	Reverse Polarity	By fuse open					
	Replaceable Fuse	40A*6		20A*6		10A*6	
Soft Start	Yes, 3~5's						
Earth Fault	Shut off o/p when the load has electric leakage						
Environment	Working Temp.	0~30°C @ 100% load; 40°C @ 50% load					
	Working Humidity	20%~90% RH non-condensing					
	Storage Temp., Humidity	-30~+70°C / -22~+158°F, 10~95%RH					
	Temp. Coefficient	± 0.05%(0~50°C)					
Safety&EMC	Isolation Resistance	I/P-O/P:100M Ohms/500VDC/25°C/70%RH					
	EMI Conduction&Radiation	Compliance to EN55022 class B, 72/245/CEE, 95/54/CE					
	EMS Immunity	Compliance to EN61000-4-2,3					
	LVD	Compliance to EN60950					
	E-mark	E8 10R-02 0633					
Other	Remote Control	optional(switch with 5m wire)					
	MTBF	100khrs min. MIL - HDBK - 217(25 °C)					
	N.W/unit	3200g					
	Dimension(cm)	32.5*20.8*7.7(L*W*H)					
	Packing	Blister card/gift box, 4 units/16.8Kg/Ctn(50.5*39*32.5cm)					
	Output Receptacle	A, B, C, D, E, F, G, H, I, J, K, L, M, N(optional)					
	Applications	Home appliance, power tools, office and portable equipment and vehicle...etc.					

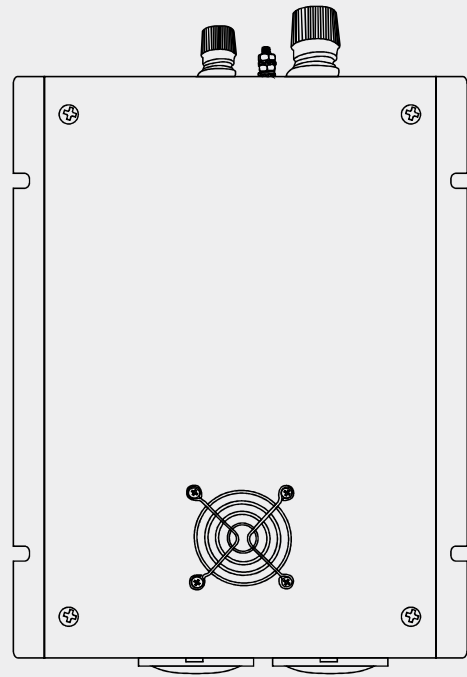
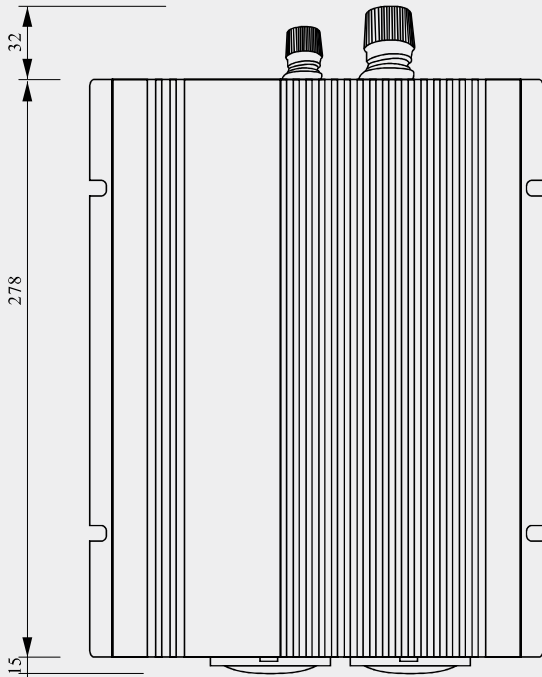
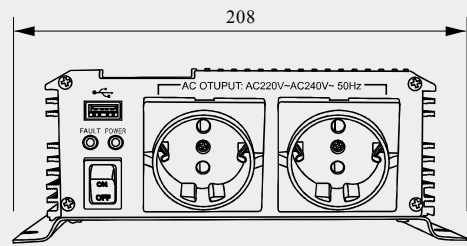
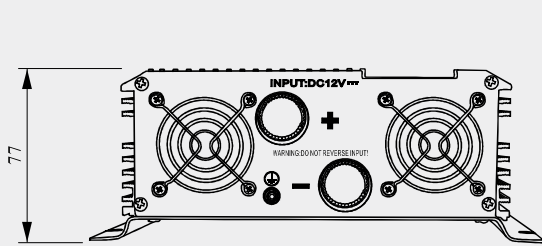
Note: Specification prior to change without notice

1800W Modified Sine Wave DC - AC Power Inverter

Inverter Expert **CAR Series - CAR1.8K**

MECHANICAL SPECIFICATION:

Unit: mm



Output Receptacle (optional)

